

GRAFILIT®



Standard size (mm)
1000 x 1000 | 1500 x 1500 (SF, SL, SP, SP-PURE, MF)
1000 x 1000 (IQ.2) | 1000 x 2000 | 1500 x 1500 (IQ)
Standard thickness (mm)
1.0 | 1.5 | 2.0 | 3.0 (SF, SL, SP, SP-PURE, IQ, MF)
Other thicknesses available on request
Tolerances acc to DIN 28091-1
± 20 mm on length and width
On thickness up to 1.0 mm ± 0.1 mm
On thickness above 1.0 mm ± 10 %

TECHNICAL DATA Typical values for 2 mm thickness

	SF	SL	SP	SP-PURE	IQ	MULTIFORCE
Composition	Expanded graphite	Expanded graphite	Expanded graphite	Expanded graphite	Expanded graphite	Expanded graphite
Color	Black	Black	Black	Black	IQ Grey, IQ.2 Black	Black
Properties	Suitable for medium operating pressures, high (& cryogenic) temperatures, with excellent chemical resistance & high compressibility	Suitable for high operating pressures, high (& cryogenic) temperatures, with excellent chemical resistance	Suitable for high operating pressures, high (& cryogenic) temperatures, with excellent chemical & blow-out resistance	Food-grade high-quality expanded graphite mechanically bonded to tanged stainless steel foil; suitable for high operating pressures, high (& cryogenic) temperatures, with excellent chemical & blow-out resistance	Top-of-the-line material with excellent thermomechanical properties & anti-stick performance; compatible with a wide range of media, suitable for cyclic operations, inert to flange corrosion, highly resistant to self-oxidation. IQ.2 offers exceptional sealing performance in acc. with TA Luft / VCI-Guideline.	Excellent thermomechanical & chemical resistance, high creep resistance & high compressibility rendering it suitable for highly demanding conditions involving hot &/or corrosive media.
Industries	Water supply; Potable water supply; Chemical industry; Petrochemical industry; Refrigeration & cooling; High-temperature applications	Potable water supply; Steam supply; Chemical industry; Power plant; Heating systems; High-temperature applications	General purpose; Steam supply; Gas supply; Chemical industry; Heating systems; High-temperature applications	General purpose; Steam supply; Food & beverage; Sterilisation; Cleaning; Food processing equipment	General purpose; Steam supply; Gas supply; Chemical industry; Petrochemical industry; Paper & cellulose industries; Automotive & engine-building industries; Shipbuilding; Power plant; Refrigeration & cooling; Heating systems; High-temperature applications; Compressors & pumps; Valves	Chemical industry; Petrochemical industry; Nuclear power plants; High-temperature applications; Heating systems; Steam supply; Water supply; Gas supply; Refrigeration & cooling; Compressors & pumps; Valves
Approvals & compliances	DVGW DIN 3535-6; DVGW DIN 30653 (5 bar); BAM (oxygen); DNV	BAM (oxygen)	DVGW DIN 3535-6; DVGW DIN 30653 (5 bar); API 607; BAM (oxygen); DNV	DVGW DIN 3535-6; DVGW DIN 30653 (5 bar); API 607; BAM (oxygen); FDA: 21CFR177.1550	DVGW DIN 3535-6; ISO 10497 (API 607); DNV; ABS; EN 12308 (LNG & Cryogenic applications); IQ.2: TA Luft (VCI)	DVGW DIN 3535-6; BAM (oxygen); API 6FB
Reinforcement	no	Stainless steel foil (AISI 316; 0.05 mm) insert	Tanged stainless steel sheet (AISI 316; 0.1 mm) insert	Tanged stainless steel sheet (AISI 316; 0.1 mm) insert	Expanded steel insert (AISI 316L; 0.15 mm)	Multiple stainless steel flat inserts (AISI 316L; 0.05 mm)

*Lifespan might be limited at high temperatures. Consult our Application Engineering when operating temperatures exceed 450°C/842°F.

MICALIT®



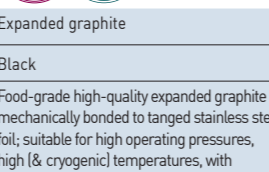
Standard size (mm)
1000 x 1200
Standard thickness (mm)
0.5, 1.0, 1.5, 2.0, 3.0 (F) | 1.5 | 2.0 | 3.0 (P)
Other thicknesses available on request
Tolerances acc to DIN 28091-1
± 50 mm on length and width
On thickness up to 1.0 mm ± 0.1 mm
On thickness above 1.0 mm ± 10 %

TECHNICAL DATA Typical values for 2 mm thickness

	F	P
Composition	Phlogopite mica, silicon resin	Phlogopite mica, silicon resin
Color	Yellow-Brown	Yellow-Brown
Properties	Excellent thermal, good chemical & mechanical properties; good dielectric & low thermal conductivity properties	Excellent thermal, good chemical & mechanical properties; good dielectric & low thermal conductivity properties
Industries	Chemical industry; Petrochemical industry; Automotive & engine-building industries; Heating systems; High-temperature applications	Chemical industry; Petrochemical industry; Automotive & engine-building industries; Heating systems; High-temperature applications
Approvals & compliances	no	no
Reinforcement	no	Tanged stainless steel insert (AISI 316L in 0.1 mm)

*Lifespan might be limited at high temperatures. Consult our Application Engineering when operating temperatures exceed 450°C/842°F.

DONIFLON®



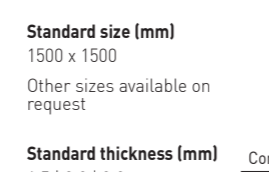
Standard size (mm)
1500 x 1500
Other sizes available on request
Standard thickness (mm)
1.5 | 2.0 | 3.0 (900E, 2010, 2020, 2030)
Other thicknesses available on request
Tolerances acc to DIN 28091-1
Length and width ± 50 mm
On thickness up to 1.0 mm ± 0.1 mm
On thickness above 1.0 mm ± 10 %

TECHNICAL DATA Typical values for 2 mm thickness

	900E	2010	2020	2030
Composition	Expanded PTFE	PTFE, hollow glass microspheres	PTFE, silica	PTFE, barium sulfate
Color	White	Blue	Pink	White
Properties	Outstanding weathering-resistance, wide range chemical-resistance (excluding very strong alkaline solutions at elevated temperatures), withstands wide window of temperatures (from cryogenic to medium-high), excellent compressibility (conforms well to mechanically-sensitive glass, ceramic or plastic flanges), & reduced cold-flow	Outstanding weathering-resistance, wide range chemical-resistance (excluding very strong alkaline solutions at elevated temperatures), withstands wide window of temperatures (from cryogenic to medium-high), excellent compressibility (conforms well to mechanically-sensitive glass, ceramic or plastic flanges), enhanced structure (to plain PTFE) for reduced cold-flow	Outstanding weathering-resistance, wide range chemical-resistance (excluding very strong alkaline solutions at elevated temperatures), especially against concentrated/strong inorganic acids, withstands wide window of temperatures (from cryogenic to medium-high), excellent compressibility (conforms well to mechanically-sensitive glass, ceramic or plastic flanges), & enhanced structure (to plain PTFE) for reduced cold-flow	Outstanding weathering-resistance, wide range chemical-resistance especially against strong alkaline solutions (under moderate temperatures) & even hydrofluoric acid (48%), withstands wide window of temperatures (from cryogenic to medium-high), enhanced structure (to plain PTFE) for reduced cold-flow, allowing higher bolt loads
Industries	Gas supply; Chemical industry; Petrochemical industry; Pharmaceutical industry; Food industry; Heating systems	Gas supply; Chemical industry; Petrochemical industry; Pharmaceutical industry; Food industry; Refrigeration & cooling	Gas supply; Chemical industry; Petrochemical industry; Pharmaceutical industry; Food industry; Refrigeration & cooling	Potable water supply; Steam supply; Gas supply; Chemical industry; Petrochemical industry; Pharmaceutical industry
Approvals & compliances	EC 1935/2004 (EU No. 10/2011); FDA: 21CFR177.1550	Please inquire	BAM (oxygen); EN 12308 (LNG & Cryogenic applications); EC 1935/2004 (EU No. 10/2011); FDA: 21CFR177.1550	Please inquire

*Lifespan might be limited at high temperatures. Consult our Application Engineering when operating temperatures exceed 450°C/842°F.

DONIT®



Standard size (mm)
1000 x 1000
Other sizes available on request
Standard thickness (mm)
1.0 | 1.5 | 2.0 | 3.0 (SF, SL, SP, SP-PURE, IQ, MF)
Other thicknesses available on request
Tolerances acc to DIN 28091-1
± 20 mm on length and width
On thickness up to 1.0 mm ± 0.1 mm
On thickness above 1.0 mm ± 10 %

TECHNICAL DATA Typical values for 2 mm thickness

	SF	SL	SP	SP-PURE	IQ	MULTIFORCE			
Density	DIN 28090-2	g/cm ³	1.0	1.2	1.4	1.35	1.3	1.2	1.5
Compressibility	ASTM F36J	%	>99	<1000	<100	<100	<100	<100	<100
Recovery	ASTM F36J	%	<20	<50	<50	<40	<20	<20	<20
Tensile strength	ASTM F152	MPa	<20	<50	<50	<20	<20	<20	<20
Residual stress	DIN 52913	MPa	<1	<1	<1	<1	<2	<3	<1
30 MPa, 150°C, 16 h		MPa	/	/	/	/	48	46	49
Specific leak rate	DIN 3535-6	mg/(s·m)	0.05	0.05	0.05	0.05	<0.05	0.03	<0.05
pH range			/	/	/	/	3.5	3.5	/
Operating conditions									
Minimum temperature	°C/°F		-200/-328	-200/-328	-200/-328	-200/-328	-200/-328	-200/-328	-200/-328
Maximum temperature	°C/°F		950	950	950	950	950	950	950
Maximum pressure	bar/psi		5	5	5	5	5	5	5

*Lifespan might be limited at high temperatures. Consult our Application Engineering when operating temperatures exceed 450°C/842°F.

TESNIT®



Standard size (mm)
1000 x 1000 | 1500 x 1500 (SF, SL, SP, SP-PURE, MF)
1000 x 1000 (IQ.2) | 1000 x 2000 | 1500 x 1500 (IQ)
Standard thickness (mm)
1.0 | 1.5 | 2.0 | 3.0 (SF, SL, SP, SP-PURE, IQ, MF)
Other thicknesses available on request
Tolerances acc to DIN 28091-1
± 20 mm on length and width
On thickness up to 1.0 mm ± 0.1 mm
On thickness above 1.0 mm ± 10 %

TECHNICAL DATA Typical values for 2 mm thickness

	SF	SL	SP	SP-PURE	IQ	IQ.2
Composition	Expanded graphite	Expanded graphite	Expanded graphite	Expanded graphite	Expanded graphite	Expanded graphite
Color	Black	Black	Black	Black	IQ Grey, IQ.2 Black	Black
Properties	Suitable for medium operating pressures, high (& cryogenic) temperatures, with excellent chemical resistance & high compressibility	Suitable for high operating pressures, high (& cryogenic) temperatures, with excellent chemical resistance	Suitable for high operating pressures, high (& cryogenic) temperatures, with excellent chemical & blow-out resistance	Food-grade high-quality expanded graphite mechanically bonded to tanged stainless steel foil; suitable for high operating pressures, high (& cryogenic) temperatures, with excellent chemical & blow-out resistance	Top-of-the-line material with excellent thermomechanical properties & anti-stick performance; compatible with a wide range of media, suitable for cyclic operations, inert to flange corrosion, highly resistant to self-oxidation. IQ.2 offers exceptional sealing performance in acc. with TA Luft / VCI-Guideline.	Excellent thermomechanical & chemical resistance, high creep resistance & high compressibility rendering it suitable for highly demanding conditions involving hot &/or corrosive media.
Industries	Water supply; Potable water supply; Chemical industry; Petrochemical industry; Refrigeration & cooling; High-temperature applications	Potable water supply; Steam supply; Chemical industry; Power plant; Heating systems; High-temperature applications	General purpose; Steam supply; Gas supply; Chemical industry; Heating systems; High-temperature applications	General purpose; Steam supply; Food & beverage; Sterilisation; Cleaning; Food processing equipment	General purpose; Steam supply; Gas supply; Chemical industry; Petrochemical industry; Paper & cellulose industries; Automotive & engine-building industries; Shipbuilding; Power plant; Refrigeration & cooling; Heating systems; High-temperature applications; Compressors & pumps; Valves	Chemical industry; Petrochemical industry; Nuclear power plants; High-temperature applications; Heating systems; Steam supply; Water supply; Gas supply; Refrigeration & cooling; Compressors & pumps; Valves
Approvals & compliances	DVGW DIN 3535-6; DVGW DIN 30653 (5 bar); BAM (oxygen); DNV	BAM (oxygen)	DVGW DIN 3535-6; DVGW DIN 30653 (5 bar); API 607; BAM (oxygen); DNV	DVGW DIN 3535-6; DVGW DIN 30653 (5 bar); API 607; BAM (oxygen); FDA: 21CFR177.1550	DVGW DIN 3535-6; ISO 10497 (API 607); DNV; ABS; EN 12308 (LNG & Cryogenic applications); IQ.2: TA Luft (VCI)	DVGW DIN 3535-6; BAM (oxygen); API 6FB
Reinforcement	no	Stainless steel foil (AISI 316; 0.05 mm) insert	Tanged stainless steel sheet (AISI 316; 0.1 mm) insert	Tanged stainless steel sheet (AISI 316; 0.1 mm) insert	Expanded steel insert (AISI 316L; 0.15 mm)	Multiple stainless steel flat inserts (AISI 316L; 0.05 mm)

*Lifespan might be limited at high temperatures. Consult our Application Engineering when operating temperatures exceed 450°C/842°F.



Head Office & Gasket Sheets Business Unit Slovenia
Donit Tesnit, d.o.o.
Cesta komandanta Staneta 38
1215 Medvode
Slovenia, EU
Phone: +386 (0)1 582 33 00
E-mail: info@donit.eu

Worldwide Locations

Germany
Donit Tesnit GmbH
Promenadeplatz 12
80333 München
Germany, EU
Phone: +49 160 92380498
E-mail: sales.deutschland@donit.eu

North America
Donit Tesnit North America LLC
5110 Fulton Industrial Blvd, Suite E
Atlanta, Georgia 30336, USA
Mobile: +1 678 360 8562
Phone: +1 404 696 3998
Fax: +1 877 624 2766
E-mail: donit@donit.us

Industrial Sealing Solutions Business Unit (Gaskets) Slovenia
Donit Tesnit, d.o.o.
Paradiž 4
8210 Trebnje
Slovenia, EU
Phone: +386 (0)8 205 50 44
E-mail: salesgaskets@donit.eu

China
Suzhou Donit Sealing Materials Import and Export Co., Ltd.
No. 8 Suzhou Avenue West,
Bank of China Building, Room 1207
SIP, 215021, P.R. China
Phone: +86 (0)512 659 535 29
E-mail: sales.suzhou@donit.eu

QUALITY AND EXPERIENCE YOU CAN RELY ON

For disclaimer please visit <https://donit.eu/disclaimer>
Copyright © DONIT TESNIT, d.o.o.
All rights reserved
Date of issue: 03.2026 / PB-GS-09-2021

www.donit.eu

TESNIT®

BASIC SHEET FEATURES

Standard size (mm)	1500 x 1500 2250 x 1500 4500 x 1500 [BA - non reinforced materials]
	1500 x 1500 [BA-R]
	1500 x 1400 Rolls [BA-R300, BA-301]
	500 x 1400 [BA-R302]
Other sizes available on request	
Standard thickness (mm)	0.5 1.0 1.5 2.0 3.0 [BA - non reinforced materials]
	1.0 1.5 2.0 3.0 [BA-R]
	1.0 2.0 3.0 [BA-R300, BA-R301]
	1.5 2.0 3.0 [BA-R302]
Other thicknesses available on request	
Surface finish	2AS; BA-202 ECO
	4AS: BA-50, BA-C, BA-U, BA-SOFT, BA-KTW-G, BA-U2000, BA-CF, BA-GL
	2G: BA-R
Optional on request: 2G [graphited] or A2 [PTFE]	
Tolerances acc to DIN 28091 -1	-50 mm on length and width On thickness up to 1.0 mm ± 0.1 mm On thickness above 1.0 mm ± 10 %

BA-202-GREEN

BA-202 ECO

BA-50

BA-C

BA-U

BA-SOFT

BA-KTW-G

BA-U2000

BA-CF

BA-GL

BA-R

BA-R30x

Composition	Cellulose fibers, inorganic fillers, NBR binder	Cellulose fibers, inorganic fillers, NBR binder	Aramid fibers, cellulose fibers, inorganic fillers, NBR binder	Aramid fibers, inorganic fillers, CSM binder	Aramid fibers, inorganic fillers, NBR binder	Aramid fibers, inorganic fillers, NBR binder	Aramid fibers, inorganic fillers, NBR binder	Aramid fibers, inorganic fillers, NBR binder	Aramid fibers, inorganic fillers, NBR binder	Carbon fibers, inorganic fillers, NBR binder	Glass, aramid fibers, inorganic fillers, NBR binder	Aramid fibers, inorganic fillers, NBR binder	Aramid fibers, mineral fibers, inorganic fillers, NBR binder
Color	Green	Green	Light green	Beige	Blue	Lemon, White	Off-white	Blue	Black	Black	Greenish-blue / Green	Black	Black
Properties	Good mechanical & sealing properties	Increased compressibility & sealability, good mechanical & chemical resistance; lowest carbon footprint in production.	Good thermal-, chemical- & dynamic-resistances	Very good chemical & aging resistance, & low gas permeability	Very good thermomechanical performance, chemical resistance & sealability	Best in class sealing performance; highly compressible & adaptable, highly forgiving; combined with very good thermomechanical performance	Very good thermomechanical properties & chemical resistance	Excellent thermomechanical performance: very good chemical resistance & sealability	Excellent thermal-resistance & very good chemical-resistance to steam & strong alkaline media	Excellent thermomechanical performance, chemical-resistance & outstanding bolt torque retention	Very good mechanical resistance & excellent bolt torque retention	Superior thermal resistance coupled with excellent mechanical properties & blowout safet	
Industries	General purpose; Water supply; Shipbuilding	General purpose; Water supply; Shipbuilding	General purpose; Water supply; Potable water supply; Gas supply; Food industry; Automotive & engine-building industries	General purpose; Chemical industry; Paper & cellulose Industries	General purpose; Water supply; Gas supply; Potable water supply; Petrochemical industry; Chemical industry; Shipbuilding; Food industry; Automotive & engine-building industries; Refrigeration & cooling; Heating systems; Compressors & pumps; Valves	General purpose; Water supply; Gas supply; Potable water supply; Petrochemical industry; Chemical industry; Shipbuilding food industry; Automotive & engine-building industries; Refrigeration & cooling; Heating systems; Compressors & pumps; Valves	General purpose; Water supply; Potable water supply; Food industry; Petrochemical industry; Automotive & engine-building industries; Shipbuilding; Refrigeration & cooling; Heating systems; Compressors & pumps; Valves	General purpose; Water supply; Gas supply; Petrochemical industry; Chemical industry; Food industry; Automotive & engine-building industries; Refrigeration & cooling; Heating systems; Compressors & pumps; Valves	Steam supply; Gas supply; Chemical industry; Paper & cellulose industries; High-temperature applications	Steam supply; Gas supply; Shipbuilding; Power plant; Heating systems; High-temperature applications	Automotive & engine-building industries; Shipbuilding	Automotive & engine-building industries; Shipbuilding; Steam supply; Power plant; High-temperature applications	
Approvals & compliances	<i>Please inquire</i>	<i>Please inquire</i>	DVGW DIN 3535-6; SVGW DIN 3535-6; DVGW DIN 30653 [1 & 5 bar]; W 270; WRAS; DNV; EC 1935/2004	<i>Please inquire</i>	DVGW DIN 3535-6; SVGW DIN 3535-6; DVGW DIN 30653 [1 & 5 bar]; W 270; WRAS; BAM [oxygen]; DNV; ABS; AGA AS 4623; EC 1935/2004	DVGW DIN 3535-6; DVGW DIN 30653 [1 & 5 bar]; EN 16421 [W 270]; EC 1935/2004; TA Luft [VCI]; WRAS; BA-SOFT White; FDA: 21CFR177.2600, 21CFR180.22, 21CFR181.32	DVGW DIN 3535-6; DVGW DIN 30653 [1 & 5 bar]; FDA: 21CFR177.2600, 21CFR180.22, 21CFR181.32	DVGW DIN 3535-6; DVGW DIN 30653 [1 bar] BAM [oxygen]; EC 1935/2004	DVGW DIN 3535-6; DVGW DIN 30653 [5 bar]; BAM [oxygen]; DNV; BS 7531 Grade X	DVGW DIN 3535-6; DVGW DIN 30653 [1 bar]; EN 14421 [W 270]; WRAS; BAM [oxygen]; DNV; ISO 10497 [API 607]; ABS; EC 1935/2004; BS 7531 Grade X	BAM [oxygen]; DNV	DNV	
Additional reinforcement	no	On request	On request	No	Optional steel wire mesh or expanded steel insert	No	No	Optional steel wire mesh or expanded steel insert	Optional steel wire mesh or expanded steel insert	Optional steel wire mesh or expanded steel insert	Optional stainless steel wire mesh on request	Carbon steel twill weave wire mesh reinforcement	

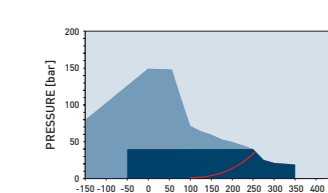
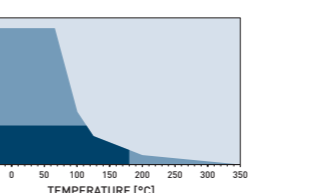
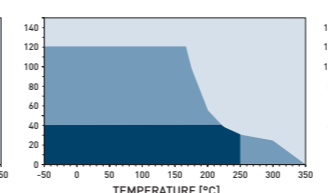
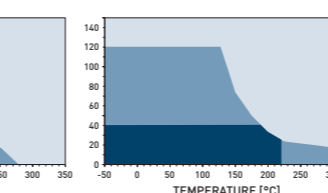
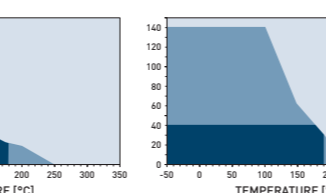
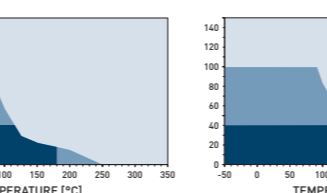
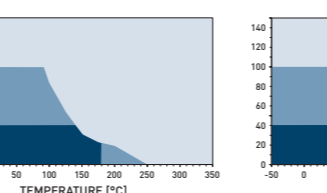
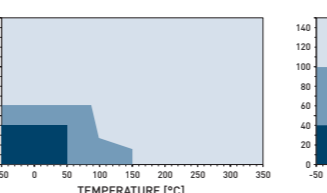
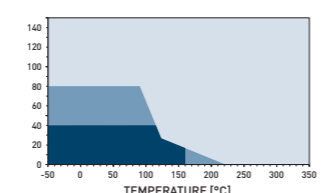
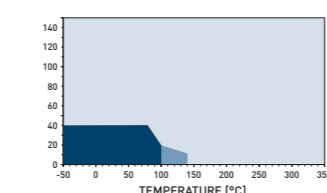
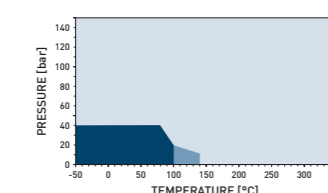
TECHNICAL DATA Typical values for 2 mm thickness

			BA-202-GREEN	BA-202 ECO	BA-50	BA-C	BA-U	BA-SOFT	BA-KTW-G	BA-U2000	BA-CF	BA-GL	BA-R	BA-R300	BA-R301	BA-R302
Density	DIN 28090-2	g/cm ³	1.8	1.7	1.8	1.9	1.7	1.5	1.7	1.7	1.7	1.8	2.0	3.2	2.6	3.7
Compressibility	ASTM F36J	%	9	14	9	10	11	25	13	8	9	7	8	10	18	8
Recovery	ASTM F36J	%	60	60	55	58	60	64	60	55	60	55	55	40	41	45
Tensile strength	ASTM F152	MPa	8	8	11	13	12	6	11	18	12	11	17	/	24	/
Residual stress	DIN 52913															
50 MPa, 175 °C, 16 h		MPa	20	22	25	22	27	30	30	35	35	38	30	46		48
50 MPa, 300 °C, 16 h		MPa	/	/	/	/	23	20	22.5	25	30	33	25	40	38	45
Specific leak rate	DIN 3535-6	mg/(s·m)	0.04	0.03	0.07	0.05	0.02	0.009	0.02	0.02	0.09	0.03	/	/	/	/
Thickness increase	ASTM F146															
Oil IRM 903, 150°C, 5 h		%	10	8	8	8	2	2	4	3	5	3	8	5	4.1	5
ASTM Fuel B, 23°C, 5 h		%	10	9	10	9	5	6	11	5	5	5	/	/	4.5	/
Compression modulus	DIN 28090-2															
At room temperature: ϵ_{KSW}		%	/	/	8.5	/	9.5	18.4	10	8	7.3	6.9	8.5	11.1	/	7.1
At elevated temperature: $\epsilon_{KSW/200^\circ C}$		%	/	/	25	/	16.1	14.6	15	9	8.3	7.9	15.8	6.9	/	6.3
Creep relaxation	DIN 28090-2															
At room temperature: ϵ_{KSW}		%	/	/	5.1	/	4.7	10	7	2.5	3.6	3.3	4.2	3.4	/	2.2
At elevated temperature: $\epsilon_{KSW/200^\circ C}$		%	/	/	1.2	/	0.8	1.6	3	1.5	1.0	1.2	0.7	0.4	/	0.5
Maximum operating conditions																
Peak temperature		°C/°F	180/356	180/356	280/536	200/392	350/662	350/662	350/662	400/752	400/752	440/824	400/752	550/1022	550/1022	650/1202
Continuous temperature		°C/°F	140/284	140/284	220/428	150/302	250/482	250/482	250/482	280/536	300/572	350/662	350/662	450/842	450/842	600/1112
Continuous temperature with steam		°C/°F	120/248	120/248	180/356	200/392	200/392	200/392	200/392	200/392	280/536	250/482	/	/	/	/
Pressure		bar/psi	40/580	40/580	80/1160	60/870	100/1450	100/1450	100/1450	140/2030	120/1740	120/1740	140/2030	/	/	/

P-T DIAGRAM based on continuous use temperatures

EN 1514-1, Type IBC, PN 40, DIN 28091-2 / 3.8, 2 mm

- General suitability - Under common installation practices and chemical compatibility
- Conditional suitability - Appropriate measures ensure maximum performance for joint design and gasket installation. Technical consultation is recommended
- Limited suitability - Technical consultation is mandatory
- Saturated steam curve



P-T diagrams indicate the maximum permissible combination of internal pressure and service temperature which can be simultaneously applied to a given gasket's thickness, size and tightness class. Given the wide variety of gasket applications and service conditions, these values should only be regarded as a guidance for the proper gasket assembly. In general, thinner gaskets exhibit better P-T properties.

DONIFLEX®

BASIC SHEET FEATURES

Standard size (mm)	1500 x 1480 2000 x 1480 Rolls: 1480 mm x L [m]
Other sizes available on request	
Standard thickness (mm)	1.0 1.5 2.0 3.0
Other thicknesses available on request	
Surface finish	Standard: 4AS Optional for IQ: 2G [graphited] or A2 [PTFE]
Tolerances acc to DIN 28091 -1	-50 mm on length and width On thickness up to 1.0 mm ± 0.1 mm On thickness above 1.0 mm ± 10 %

Composition	Aramid fiber, graphite, inorganic fillers, NBR binder
Color	Anthracite
Properties	Excellent physicochemical properties, high compressibility & flexibility, fitted with a highly performant anti-stick, devoid of any organic solvent
Industries	General purpose; Water supply; Potable water supply; Steam supply; Chemical industry; Petrochemical industry; Paper & cellulose industries; Automotive and engine building industries; Power plant; Heating systems; High-temperature applications; Valves
Approvals & compliances	<i>Please inquire</i>
Additional reinforcement	Optional expanded steel insert

TECHNICAL DATA Typical values for 2 mm thickness

			BA-R300	BA-R301	BA-R302
Density	DIN 28090-2	g/cm ³			1.25
Leachable chloride content	FSA NMG 202	ppm			<20
Leachable fluoride content	FSA NMG 203	ppm			<20
Compressibility	ASTM F36J	%			35
Recovery	ASTM F36J	%			25
Tensile strength	ASTM F152	MPa			
Longitudinal					5
Transversal					5
Residual stress	DIN 52913				
50 MPa, 16 h, 175 °C		MPa			42
50 MPa, 16 h, 300 °C		MPa			37
Specific leak rate	DIN 3535-6	mg/(s·m)			0.05
Thickness increase	ASTM F146				
Oil IRM 903, 5 h, 150 °C		%			3
ASTM Fuel B, 5 h, 23 °C		%			3
Weight increase					
Oil IRM 903, 5 h, 150 °C		%			30
ASTM Fuel B, 5 h, 23 °C		%			25
Compression modulus	DIN 28090-2				
At room temperature: ϵ_{KSW}		%			30
At elevated temperature: $\epsilon_{KSW/200^\circ C}$		%			6
Creep relaxation	DIN 28090-2				
At room temperature: ϵ_{KSW}		%			3.5
At elevated temperature: $\epsilon_{KSW/200^\circ C}$		%			0.3
Creep deformation					
Change in thickness at 20 °C, 50 MPa		%			30
Change in thickness at 300 °C, 50 MPa		%			12
Change in thickness at 400 °C, 50 MPa		%			15

G-U